




Marcy's Fleece Pussyhat Sewing Pattern

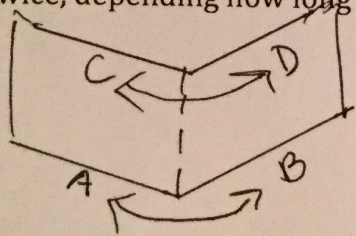
Simple Fleece Pussyhat

Cut out two rectangles of fleece (approx. 12 x 28") with long sides parallel to selvages of fleece, so that hat will stretch horizontally.



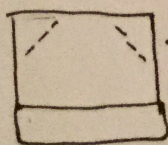
Put one rectangle on top of the other to make a double layer for warmth. Fold in half widthwise, so you have a rectangle about 12 x 14 inches.

Sew each side to close up hat, leave a small seam allowance, leave bottom open. Turn hat inside out so seams are inside, then fold bottom to make brim. You can fold once or twice, depending how long you want hat.



Sew A to B, C to D.

You can make a short line of stitching, about one inch long, diagonally near top corner points, to give definition to "ears," but it's not absolutely necessary.



← sew line for ears.

Put on hat, purr and meow. If near Trump supporters, snarl and scratch. (okay, that is optional and you should use discretion!!!)